

Smart EV Charging Station Quality Guaranty

CS1C-22KW-X1

22KW / LCD

Floor Mounted





Easy to install



Simple to operate



Start By RFID



Auto. Stop
if Fully Charged



Sell-cleaning
Pins



Electricity
Statistics



Smart
Power-off



Bluetooth
Communication



High
compatibility



Over Temperature
Alarm



Power off
Memory



Emergency
Break Protection

Multiple Safety Protection Make charging safer



Flame Retardant
Protection



Lightning
Protection



Over Voltage
Protection



Ground
Protection



Short Circuit
Protection



Under Voltage
Protection



Over Temperature
Protection



Leakage Current
Protection



Waterproof &
Dustproof



Over Current
protection



Smart Charging Protection


Realtime protection of charging safety

Multiple smart charging protection such as Smart power-off & Auto-stop full charge provides realtime safety



CE Certified EV Cable Make Charging More Stable

CE certified EV cable adopts pure copper and TPU sheath, good conductivity and heat dissipation, cold-resistant and hot-resistant, wear-resistant, high toughness and waterproof



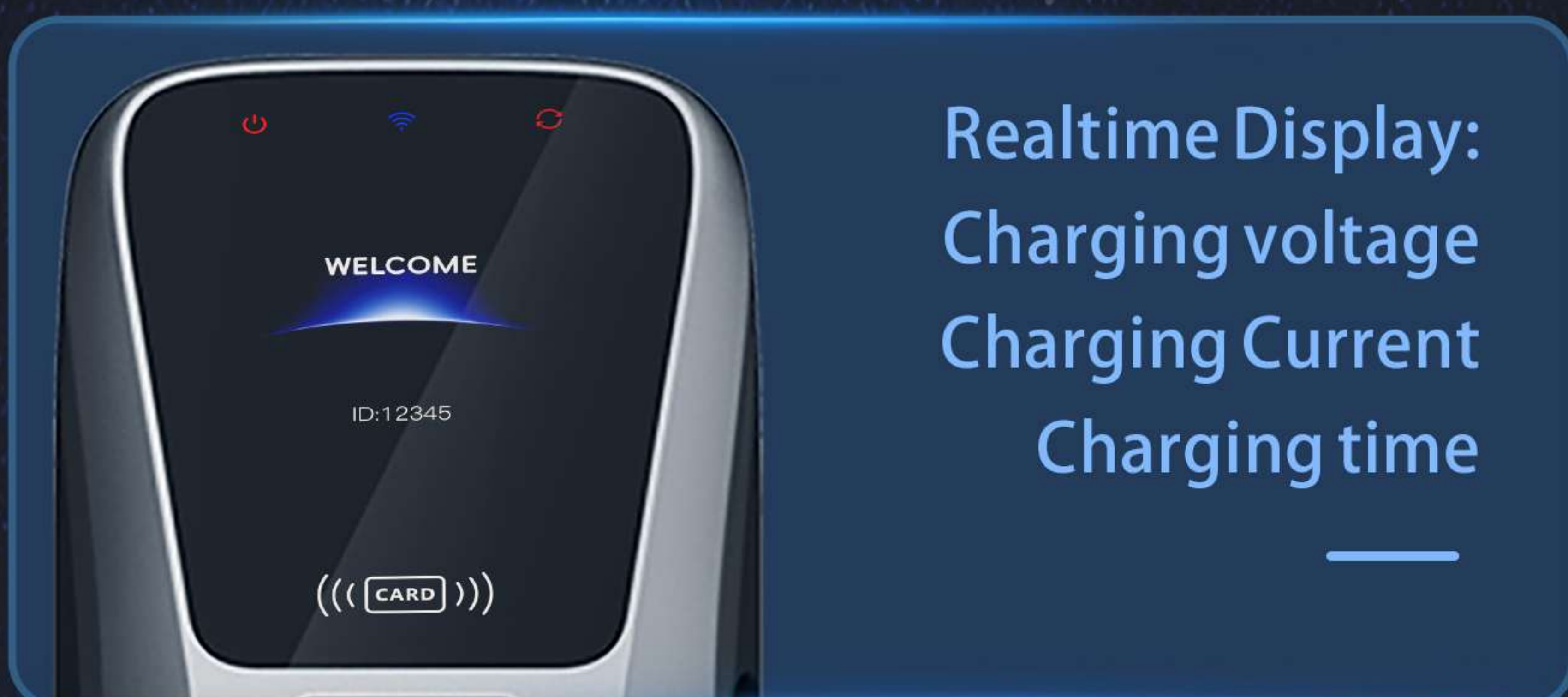
Weather Any Storm Safer Outdoor Usage

IP54 high grade waterproof & dustproof
helps the charging station works in bad weather



Ingenious Craftsmanship Thoughtful Design Pay Attention To Details


Every Details For Better Experience



PRODUCT COMPONENTS



LCD Display



Voice Prompt
(optional)



Self-design
Hardware



Wiring Inlet



Mounting Plate





01 LCD Display

Indicate charging status like charging time, voltage, power consumption etc.



02 Emergency Button

Press this button to break



03 TPU Cable

Pure copper and TPU sheath, good conductivity and heat dissipation, cold-resistant and hot-resistant, wear-resistant, high toughness and waterproof



04 EV Connector (Type 2)

High Compatibility

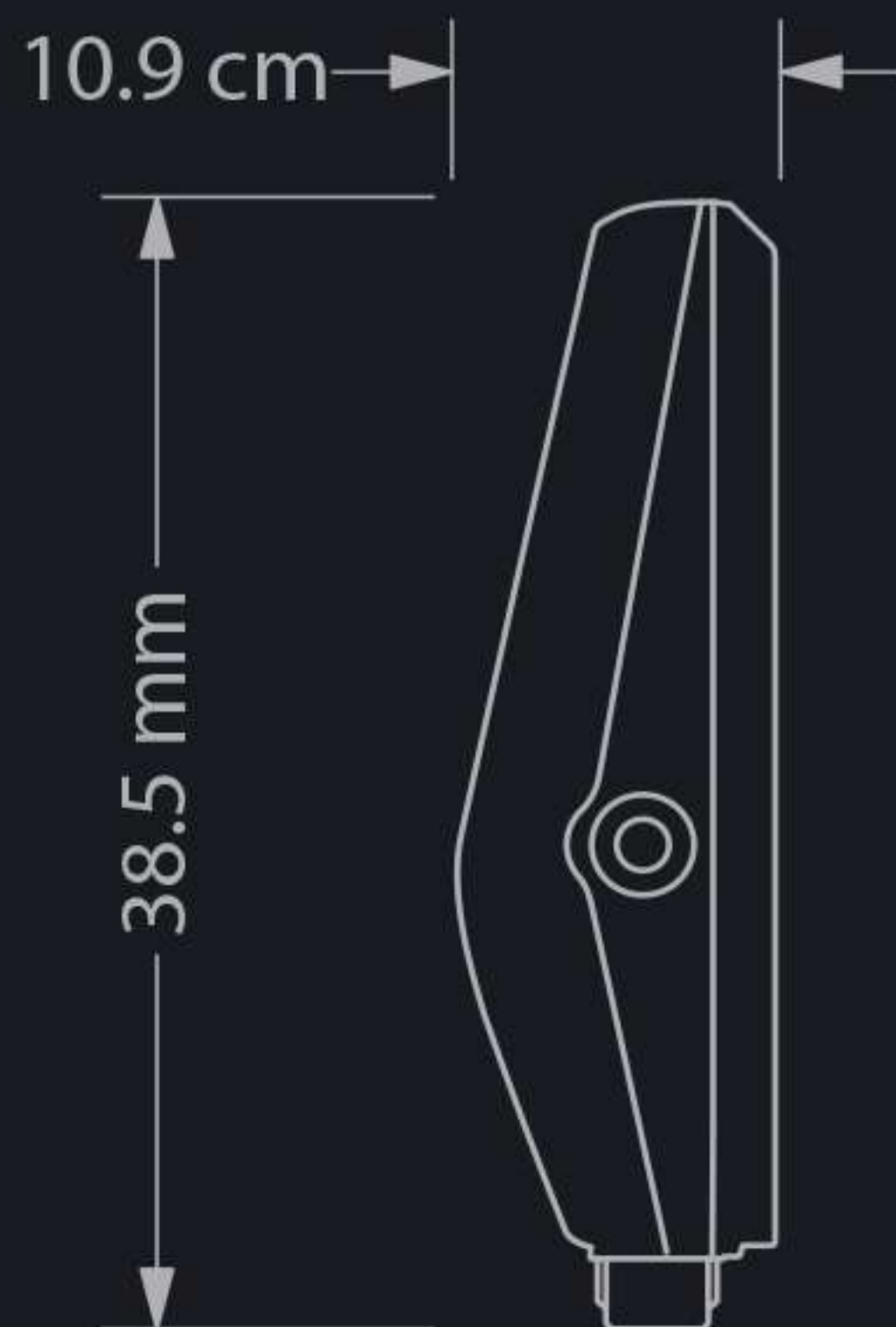
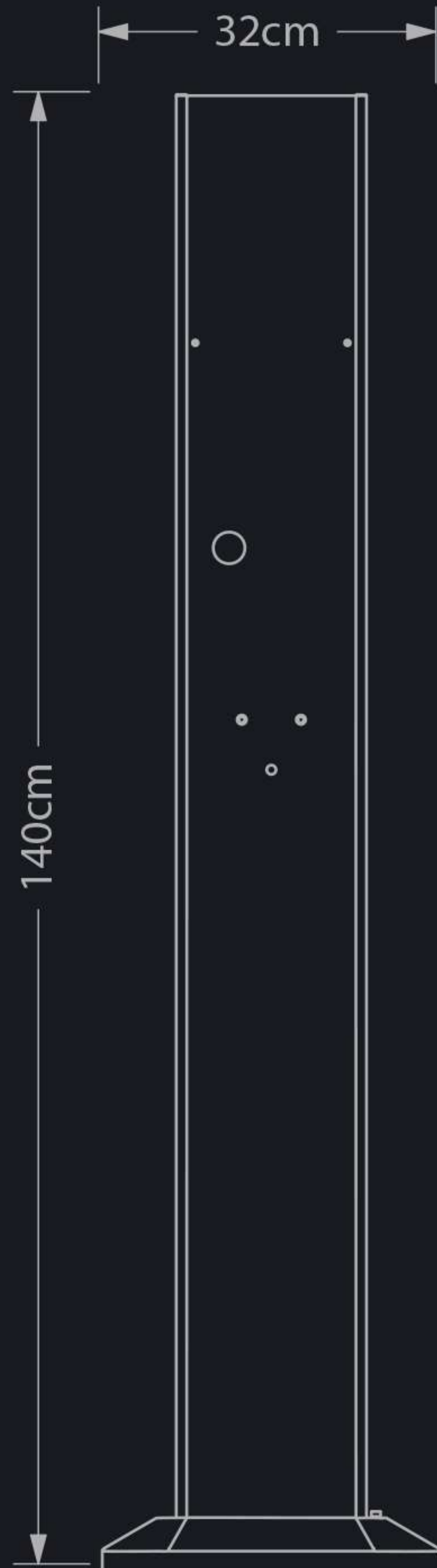
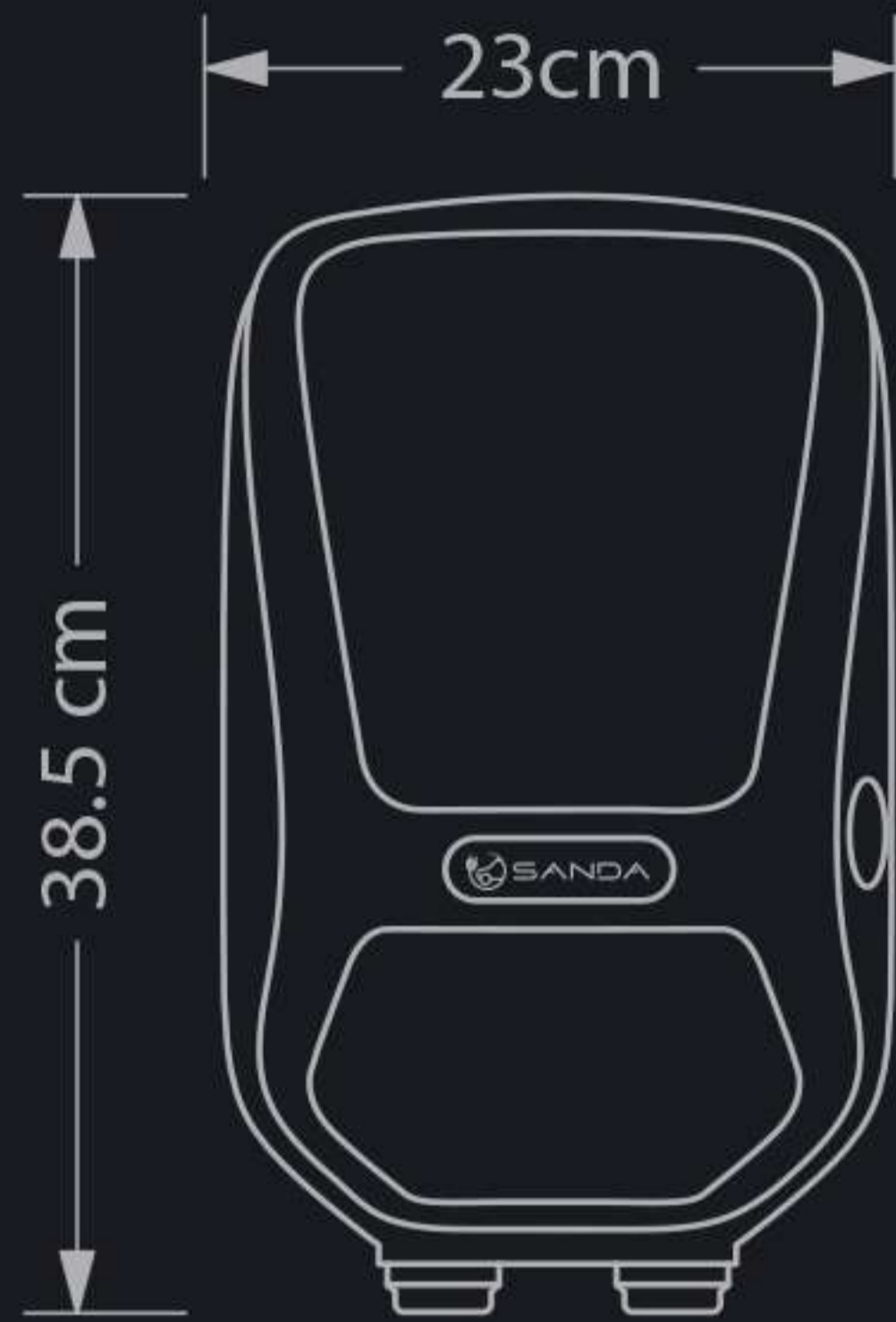
Suitable for 99.5% of electric vehicles, 100% correct and effective

Waterproof grade up to IP65

Maintain normal use in extreme weather conditions



TECHNICAL PARAMETERS



CS1E-11KW-X1

- Standard Features
- Optional Features
- Unavailable

Input & Output	Rated input voltage	AC 400V±15%
	Rated output voltage	AC 400V±15%
	Rated input/output frequency	50Hz
	Electric Power	Three phase
	Maximum output current	32A
	Maximum output power	22KW
	Residual current detection(RCD)	Type A+6mA DC
	Cable length	5m(customized)TPU cable
	Connector type	Type 2(IEC62196-2)
	Cable holder	●

UI & Control	Screen	4 inch LCD
	Ethernet	○
	4G	○
	Bluetooth	●
	WIFI	○
	Start Method	RFID

Safety	Leakage current protection	●
	Over current protection	●
	Over/under voltage protection	●
	Over load protection	●
	Over temp protection	●
	Short circuit protection	●
	Ground protection	●
	Lightning protection	●
	Flame retardant protection	●
	Surge protection	●

Working Environment	Working temperature	-30°C~+70°C
	Relative humidity	0-95% no condensation
	Maximum Altitude	2000m
	Protection class	IP54
	Cooling	Natural air cooling

Others	Dimension (L/W/D)	230x109x385(mm)
	G.W	5KG
	Cabinet Material	ABS+PC
	Certificates	CE
	Installation	Wall mounted or floor mounted